

Chapter II

16

THYROID

ICD-10 C73

Hutcha Sriplung, M.D.

Compared with other parts of the world, Thailand is among the low incident countries for thyroid cancer. The estimated incidence rate of thyroid cancer in Thailand is 1.1 per 100 000 population in males and 3.6 in females. The highest incidence of thyroid cancer is observed in the South (Songkhla) in both sexes (Figure 2.16.1). The age-specific incidence rates reach a plateau at early adult-

hood (Figure 2.16.2). There are two major types of thyroid cancer, papillary and follicular carcinoma (Figure 2.16.3).

In this period, papillary carcinoma exceeds follicular carcinoma in all registries. The ratio of papillary to follicular carcinoma varies from 1.6:1 in Lampang to 3.2:1 in Bangkok. It is approximately 2.3:1 in other registries. The ratio is different from that reported

Figure 2.16.1 Thyroid cancer in different regions, 1995-1997

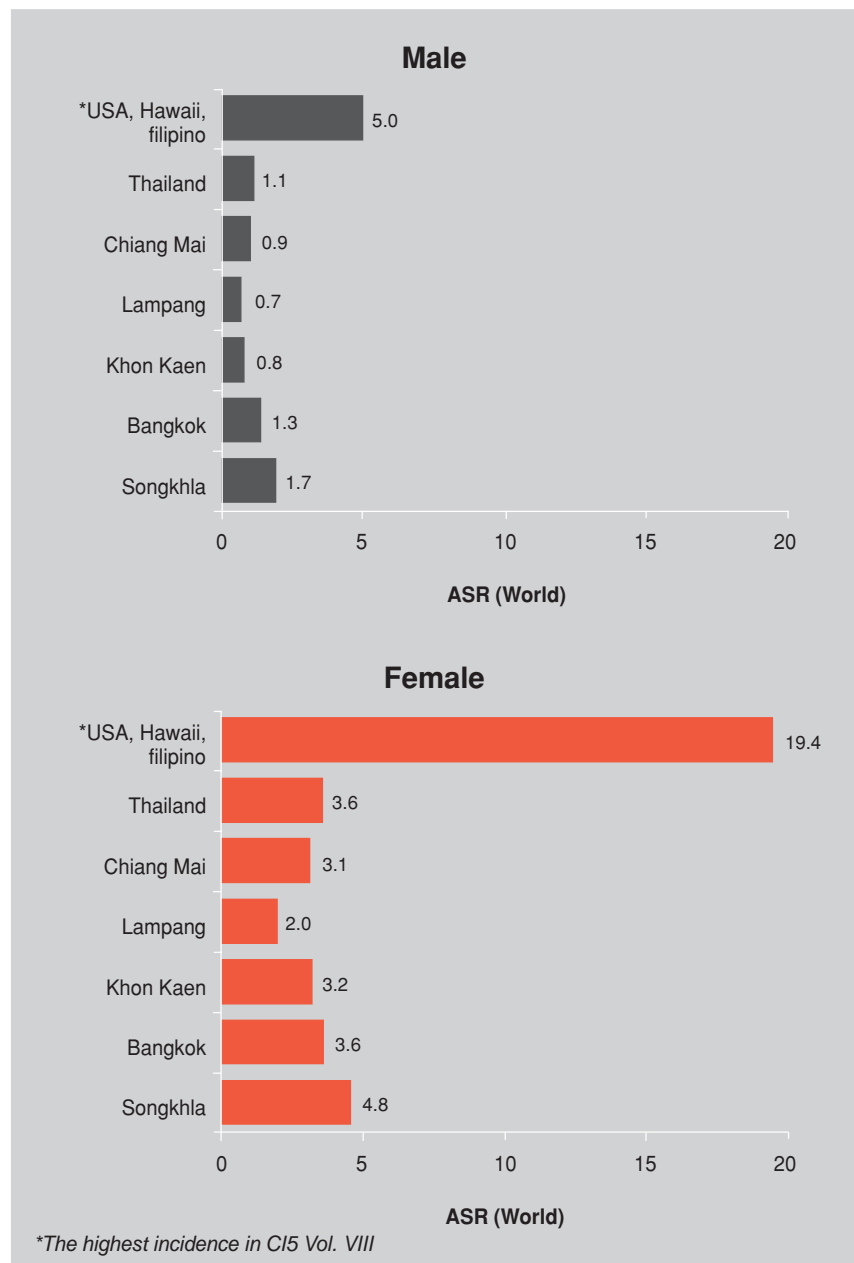
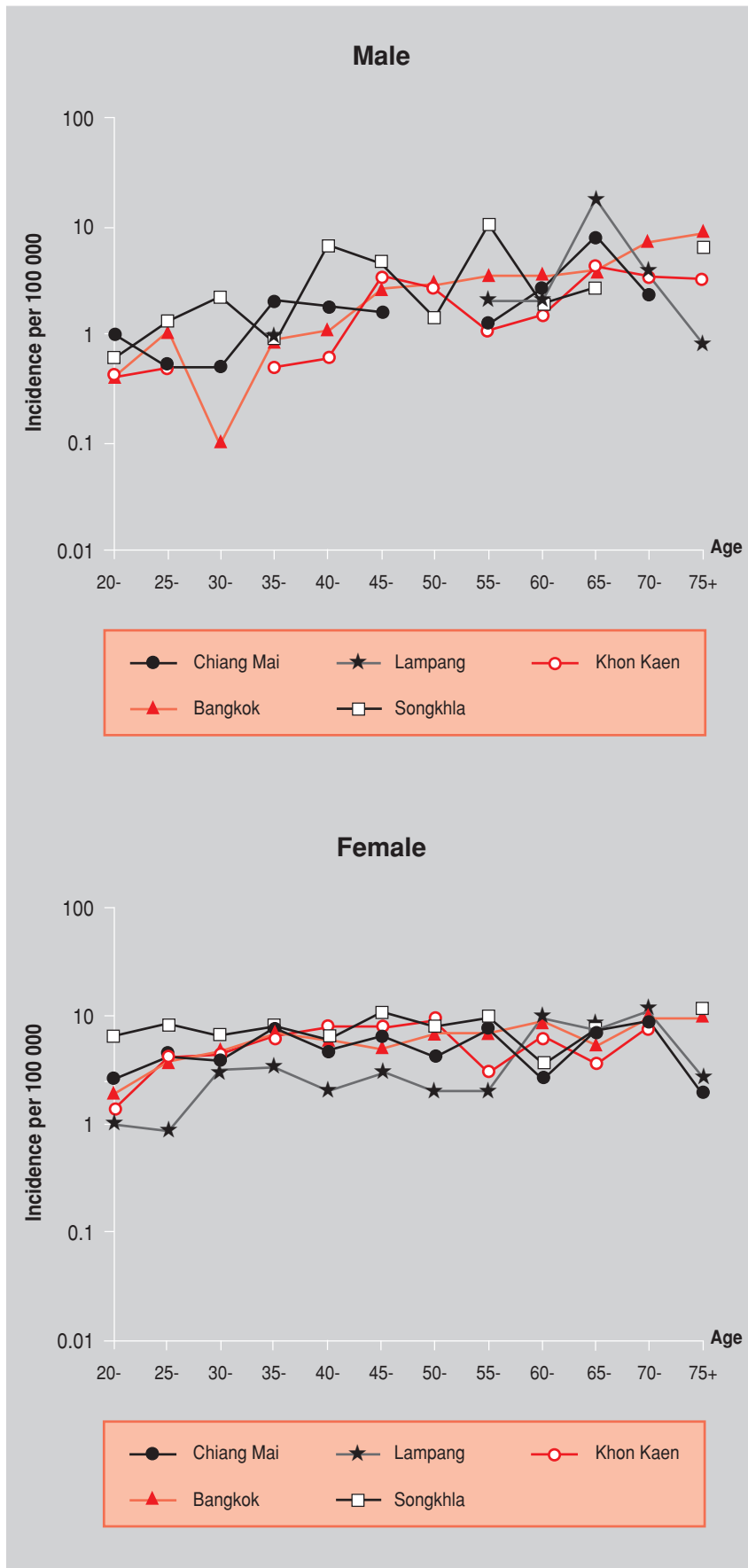


Figure 2.16.2 Age-specific incidence rates of thyroid cancer, 1995-1997



in the period of 1988-1991 and 1992-1994 in the Northern and Northeastern regions where follicular carcinoma was previously predominant. In Khon Kaen, for example, it was 1:1.4 to 1:1.7 and 1:1.3 in the periods 1988-1991 and 1992-1994, respectively.

There was a slightly increasing trend in incidence rates of thyroid cancer during the past decade (Figure 2.16.4).

Figure 2.16.3 *Histological type of thyroid cancer*

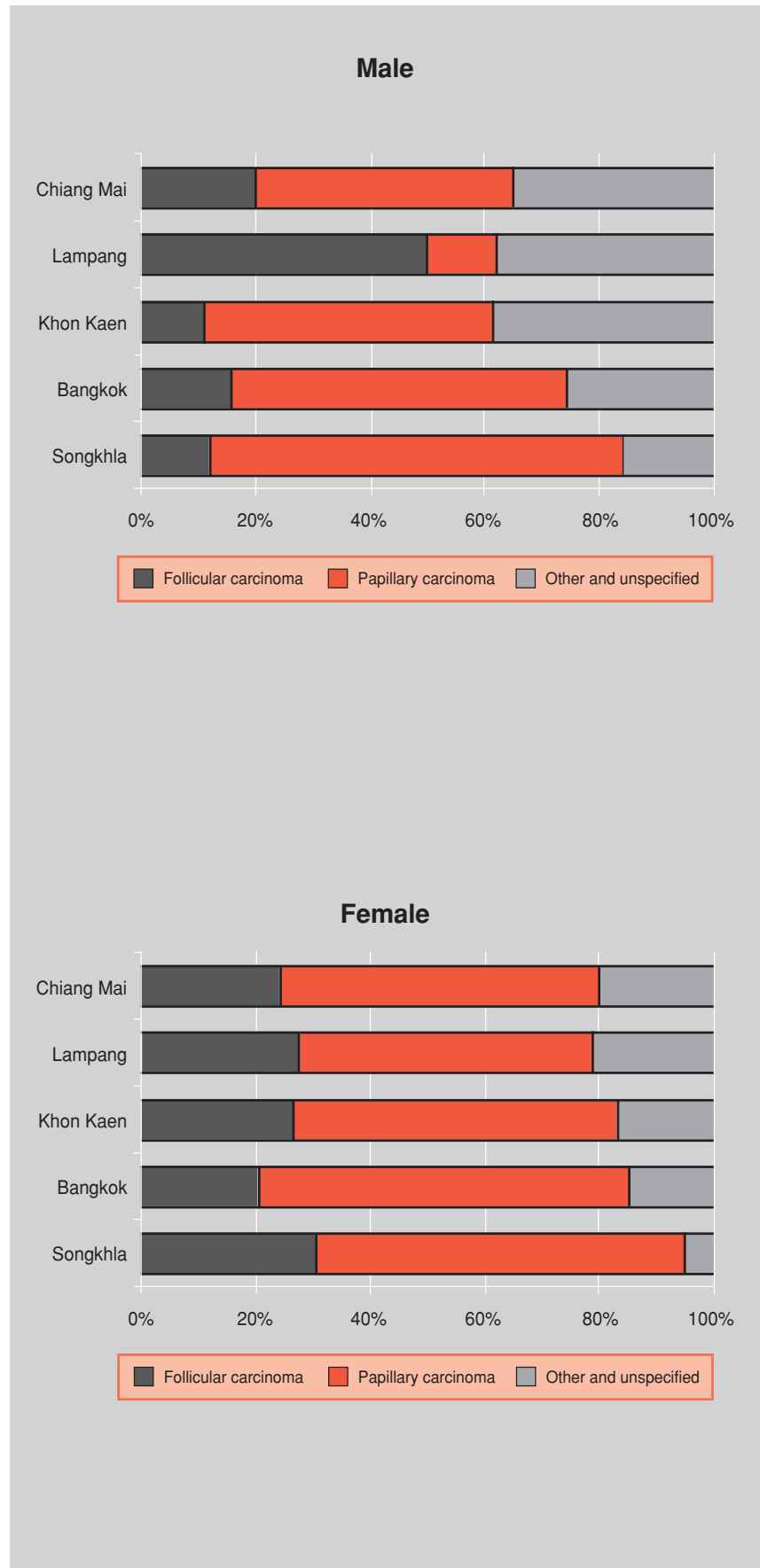


Figure 2.16.4 Trend in incidence of thyroid cancer

